



F&F Filipowski sp. j.
Konstytucyjowa 79/81, 95-200 Pabianice, POLAND
phone/fax (+48 42) 215 23 83 / (+48 42) 227 09 71
www.fif.com.pl; e-mail: biuro@fif.com.pl

AZH-106 24V

Light dependent relay,
hermetic



Do not dispose of this device in the trash along with other waste!

According to the Law on Waste, electro coming from households free of charge and can give any amount to up to that end point of collection, as well as to store the occasion of the purchase of new equipment (in accordance with the principle of old-for-new, regardless of brand). Electro thrown in the trash or abandoned in nature, pose a threat to the environment and human health.



Purpose

Light dependent relay servers to switch-ON the lighting of streets, squares, shop windows, neon lamps etc, at twilight and to switch-OFF afore mentioned lighting at dawn.

Functioning

The relay should be situated at place with permanent access to day light, which, due to its changes of intensity, will cause switching ON and OFF the lighting. The exact time of switching the lighting can be set by potentiometer by the user. Turn in the direction of "half moon" will delay switching-ON, turning in the direction of "sun" will advance switching-ON. The relay is equipped with a delay system, which delays switching ON and OFF the lighting, thus eliminating the influence of accidental disturbances like thunder lightings on the relay functioning.

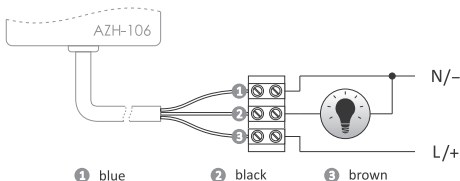
Mounting

1. To turn OFF supply.
2. The relay fast upright (connection to down) to the substrate by two screws at place with permanent access to day light, which due to its changes of intensity, will cause switching ON and OFF the lighting.
3. The relay connect with connection diagram. The place of connection power and relay cables safely insulate in hermetic box.
4. To take out a gum pin which protect a potentiometer.
5. By screwdriver set to switching threshold.
6. Put on a gum pin after set.



In the case of check the power to act the relay, all relay should be securely covered, e.g. by carton or dark mine cloth. Covered just probe "eye", e.g. by finger is insufficient because intensity of day light is very intense and penetrate to fotoresistor by the plastic box and human body.




Connection diagram



Technical data

power supply	21÷27 V AC/DC
maximum load current (AC-1)	16 A
activation threshold (adjustable)	2÷1000 lx
hysteresis	approx. 15 lx
activation delay	approx. 10 s
deactivation delay	approx. 20 s
power consumption	0.56 W
terminal	OMY 3×1 mm ² , l= 0.8 m
working temperature	-25÷50°C
dimensions	50×67×26 mm
mounting	surface
protection level	IP65

Power table

		
tungsten	halogen	LED
100 W	80 W	60 W

The above data are indicative and will heavily depend on the design of a specific receiver (that is especially important for LED bulbs, energy-saving lamps, electronic transformers and pulse power supply units), switching frequency and operating conditions.

For more information visit: www.fif.com.pl.

Warranty

The F&F products are covered by a warranty of the 24 months from the date of purchase. Effective only with proof of purchase. Contact your dealer or directly with us.

CE declaration

F&F Filipowski sp. j. declares that the device is in conformity with the essential requirements of The Low Voltage Directive (LVD) 2014/35/EU and the Electromagnetic Compatibility (EMC) Directive 2014/30/UE.

The CE Declaration of Conformity, along with the references to the standards in relation to which conformity is declared, can be found at www.fif.com.pl on the product page.