



ul. Konstytucyjna 79/81
95-200 Pabianice
tel/fax 48 42 2270971 POLAND
e-mail: fif@fif.com.pl

PR-615 PRIORITY RELAYS

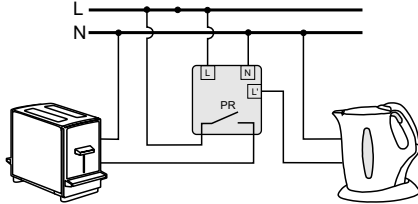


www.fif.com.pl

F&F products are covered by an 24 months warranty from date of purchase

PURPOSE

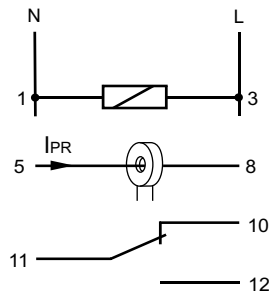
Priority relays are designed to control the value of current drawn by electric receivers and their control units in cases where their simultaneous work could result in circuit overload or current overload protection activation.



TECHNICAL DATA

supply	230V AC
current load of non-priority receiver	<16A
	or more with use a contractor
current load of priority receiver	limited by the
	section of the receiver cable (max. $\varnothing=4\text{mm}$)
joint	1N/O
current of reconnection - to set	4÷30A
recovery hysteresis	10%
delay recovery	0,1sec
delay reconnection	0,1sec
power consumption	0,4W
working temperature	-25÷50°C
connection	screw terminals 2,5mm ²
dimensions	1 module (18mm)
fixing	on rail TH-35

WIRING DIAGRAM



FUNCTIONING

By potentiometer sets the value of drawn current (from 4A to 30A) in the priority circuit, above which the receiver cuts off the non-priority circuit. A drop in current consumption in the priority circuit below the set threshold value will result in an automatic activation of the non-priority circuit. In cases where the priority receiver is already activated, the priority relay will prevent the activation of the non-priority receiver.

ASSEMBLY

1. Take OFF the power.
2. Put on the priority relay on rail in the switchgear box.
3. Connect supply to joints 1-3 with marks.
4. Supply cable of priority receiver out from relay to joint 2 by transit channel.
5. Supply system of non-priority receiver connect in line to relay joint (terminals 11-12).
6. On the current scale of relay set activation threshold.

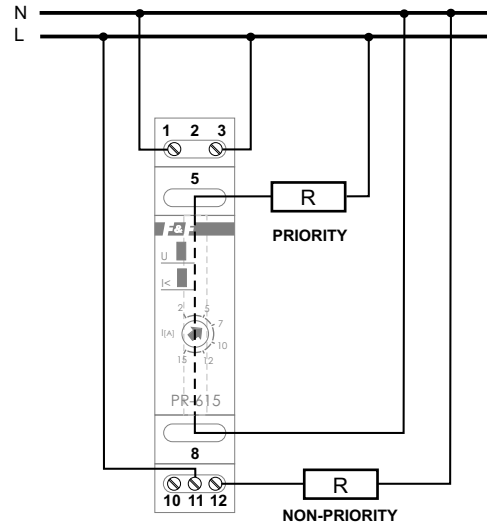
ATTENTION!

Set value no more than 80% current of priority receiver

ATTENTION!

Current load of priority receiver could be more than 30A. Is limited only by section of power cable of receiver (galvanic separated from measurement system) put out from relay by transit channel.

Current load of non-priority receiver couldn't be more than 16A.



A090619